

100% POWER  
IN  $-20^{\circ}\text{C}$



BELIEVE THE  
HYPE



## Hyper-Heat Plus

Cold Climate Electric Heating & Cooling technology that can easily take on winter.



**MITSUBISHI  
ELECTRIC**

Heating and Cooling



# Hyper-Heat Plus

## THE PROVEN TECHNOLOGY BEHIND THE HYPE



The most advanced Heat Pump technology for delivering exceptional heating performance.

Being in Canada for over 30 years has taught us a few things. Low-ambient heating is where most heat pumps struggle. For a heat pump to provide heat when the mercury gets ultra-low is no easy task. Thankfully, the Hyper-Heat Plus Technology, fueling our FS model, delivers 100% heating performance at -20°C, and even operates efficiently in temperatures as low as -25°C. Even on the coldest of days, you can experience elevated indoor comfort.

**HYPER HEAT AT -25°C+ AND BEYOND**

**100% HEATING CAPACITY AT -20°C**

### THE HYPER-HEAT PLUS ADVANTAGE




Our FS-Series is backed by our industry-leading 12-year extended warranty on parts and compressor.



# MORE AMAZING BENEFITS


## Dual Barrier Coating

The patented Mitsubishi Electric Dual Barrier Coating prevents dust and dirt from accumulating on the inner surface of the heat pump; keeping your heat pump clean year-round.



SEE HOW IT'S GOING TO LOOK IN YOUR HOME!

Scan this code with your phone camera to launch our Augmented Reality Visualizer to place the indoor unit right on your wall.



Or use the actual size indoor unit on the back of this brochure.

### Nano Platinum Filter

With a 3D surface and a large capture area incorporating nanometer-sized platinum-ceramic particles, bacteria, mold, and odours are broken down.


### Deodorizing Filter

The catalyst denatures odorous components and destroys them from the source, quickly delivering fresh air to your room.

### Electrostatic Anti-Allergy Enzyme Filter

The electrostatically charged filter efficiently traps tiny particles and the enzyme component contained in the filter neutralizes viruses, bacteria, and allergens.

## Experience Even Room Temperature with the 3D i-see Sensor



The 3D i-see Sensor on the FS model scans the entire room and divides it into 752 zones, detecting exactly where you and your family are located based on your unique body temperature. **The 3D i-see Sensor is so precise, it can even differentiate between people and pets!**

AS QUIET AS  
**20**  
DECIBELS

## Quiet Comfort

The super-quiet technology of Mitsubishi Electric lets our FS-Series run quieter than a whisper – you won't even notice it's on.



# PRODUCT SPECIFICATIONS



## Other Exclusive Features

- Low ambient heating down to -25°C
- Cooling at -10°C
- Double horizontal vanes
- Multi-function wireless controller
- Horizontal & vertical vane control
- 24-hour On/Off timer & weekly timer
- Auto mode
- Auto change over
- Auto restart
- Easy-clean design
- Self-diagnostic function

## Heating Capacity

	FS06	FS09	FS12	FS15	FS18
Maximum Heating Capacity at -15°C	10,500Btu	11,590Btu	14,690Btu	19,360Btu	23,000Btu
COP at -15°C	2.23	2.21	2.25	2.08	2.07
Maximum Heating Capacity at -20°C	8,700Btu	9,600Btu	12,300Btu	16,000Btu	19,000Btu
COP at -20°C	2.02	2.00	2.07	1.91	1.91

FS-Series achieves high energy efficiency and all the combinations are ENERGY STAR Certified.

	MSZ-FS06	MSZ-FS09	MSZ-FS12	MSZ-FS15	MSZ-FS18
Energy Star					
SEER	33.1	30.5	26.1	22.2	21.0
EER	19.0	16.1	13.8	14.0	12.5
HSPF(IV)	12.5	12.5	12.0	12.0	12.0
COP at -15°C	2.23	2.21	2.25	2.08	2.07

Electric for winter?

BELIEVE THE  
HYPE

Learn more at:  
[believethehype.ca](http://believethehype.ca)

 Hyper-Heat Plus

Changes for the Better



Heating and Cooling